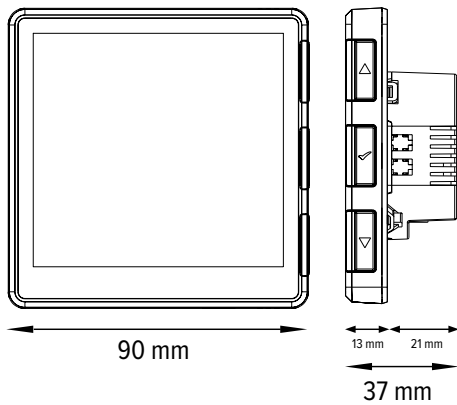




EONE-16B

Internet-connected, flush-mounted Wi-Fi temperature thermostat with 16A relay, 230 V

- Application: underfloor heating and electric heating (heating mats)
- Very large display, function buttons on the side
- Time schedule – daily or weekly, also available offline (without Internet)
- Programmable input selectable as:
 - heating/cooling mode operation – CO input
 - night setback temperature mode – NSB input
- Quick installation and configuration

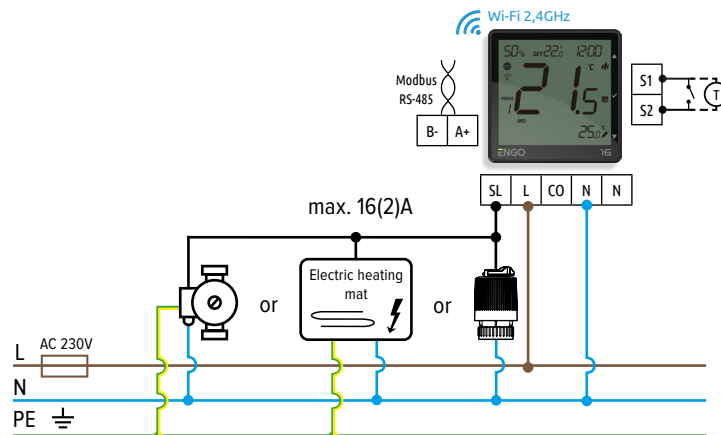


TECHNICAL DATA

Power supply	230 V AC 50 Hz
Max load	16(2)A
Temperature control range	5–45°C
Temperature indication accuracy	0.5°C
Control algorithm	TPI or Hysteresis ($\pm 0.2^\circ\text{C}$ to $\pm 2.0^\circ\text{C}$)
Communication	Wi-Fi 2.4 GHz, MODBUS RS-485
Control output	SL 230 V AC
S1 - S2 input	Floor or air temperature sensor, hotel card
Control input	CO/NSB 230 V AC
Dimensions	90 × 90 × 37 mm (13 mm after installation in Φ 60 box)

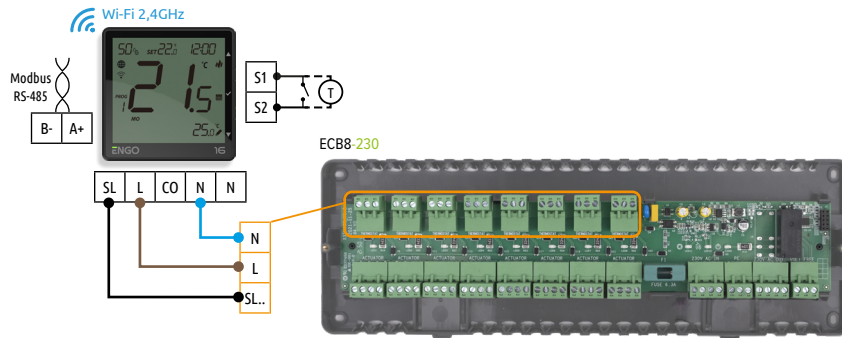
CONNECTION DIAGRAM

a) Connection diagram for a circulation pump / electric heating mat / actuator

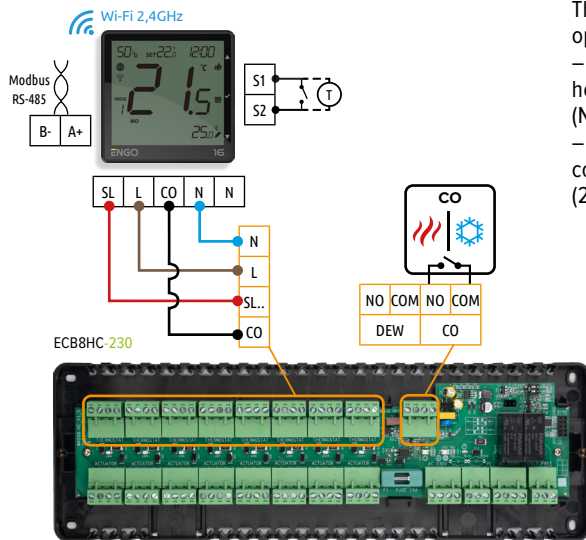


CONNECTION DIAGRAM CONTINUED

b) Connection diagram to the control strip



c) Connection diagram to the control strip with heating/cooling mode change



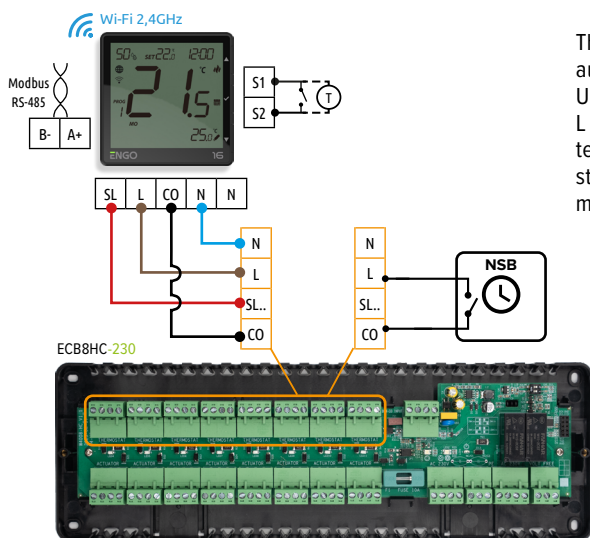
Thermostats connected to the control strip will automatically change the operating mode:

- When the CO input on the control strip is open – the system operates in heating mode (No 230 V AC voltage is supplied to the CO input on the thermostat).
- When the CO input on the control strip is closed – the system operates in cooling mode. (230 V AC voltage is supplied to the CO input on the thermostat).

Note:

Automatic HEATING/COOLING mode change in the thermostat is active when parameter P11 = 0.

d) Connection diagram to the control strip with NSB night temperature setback timer



Thermostats operating in manual mode connected to the control strip will automatically reduce the night temperature:

Using a time programmer connected to one of the zones – to terminals L and CO. After the programmer is switched on, 230 V appears at the CO terminal, which sends the NSB (230 V) signal to all zones of the control strip. After receiving this signal, the thermostat switches to night setback mode.

Note:

The NSB function in the thermostat is active only in manual mode and when parameter P11 = 1. In parameter P12, the night temperature setback value should be set.